

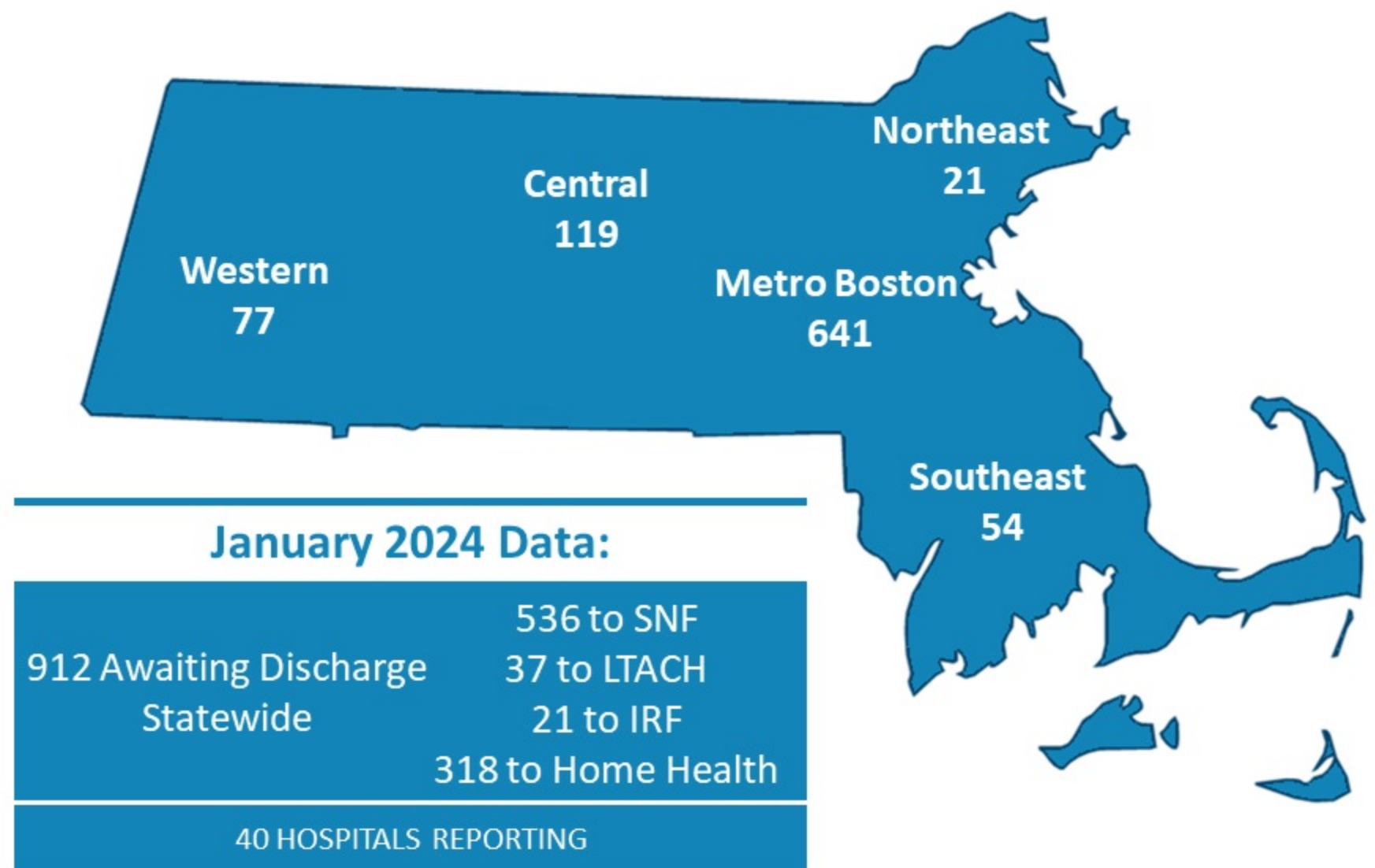


Delays in patient discharges to post-acute care settings have become a growing challenge for hospitals and post-acute care providers, which include inpatient rehabilitation facilities, long-term acute care hospitals, skilled nursing facilities (SNFs), assisted living residences, and home care services, among other settings.

While throughput issues were significant before the pandemic, COVID-19 exacerbated the situation and created a large volume of patients who are ready for discharge from hospitals but cannot find an appropriate bed in a post-acute care setting. In some cases, patients who require specialized post-acute care services wait weeks or even months to find an appropriate bed or service.

Addressing transition delays and optimizing the flow of patients throughout their healthcare journey is an ongoing priority for MHA, its members, and our partners in state government and the post-acute care community.

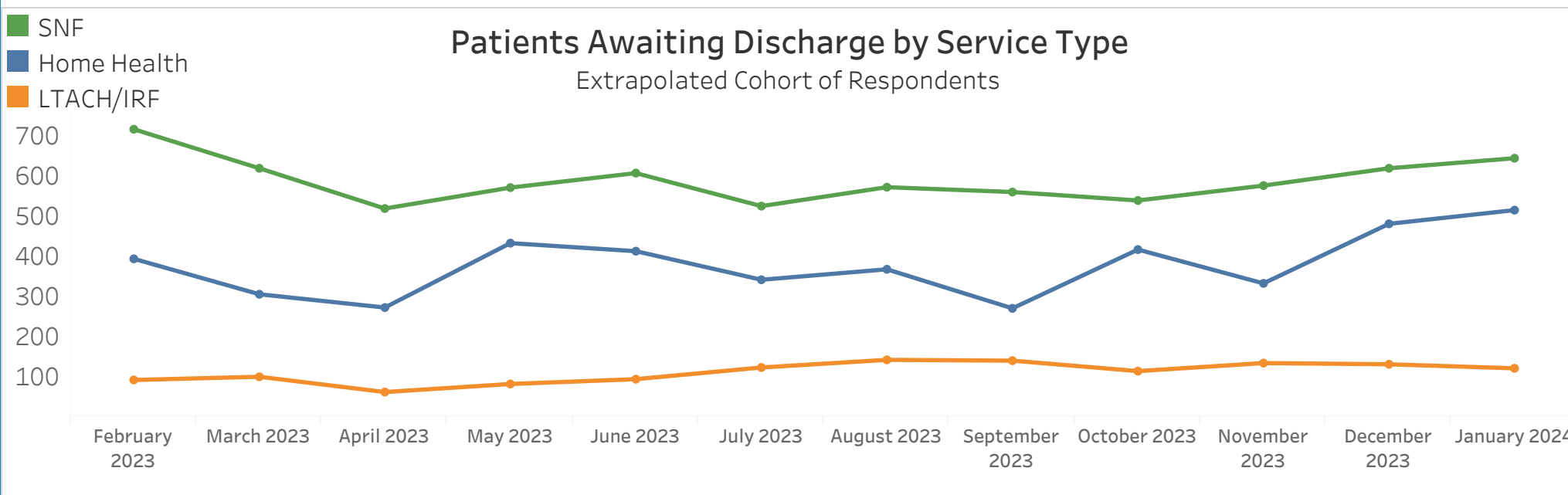
Number of Patients Awaiting Discharge to Post-Acute Settings



This report summarizes Massachusetts hospital data relating to the number of patients awaiting post-acute care placement, the types of services needed, barriers to patient care, and length of wait times, among other areas. The data is derived from a survey of case management directors in acute and post-acute care hospitals. It is intended to inform policy development and ongoing efforts to address these care challenges.

Over the past two years, MHA has worked closely with the Massachusetts Senior Care Association and state government in an attempt to mitigate throughput challenges. MHA looks forward to our continuing work with our members, partners, patients, and the state to improve post-acute care transitions for patients in need of timely, specialized care.

The chart and tables below are a summary of key data collected in this survey. The table and the chart on the left represent data from a consistent cohort of respondents, whereas the table on the right represents all respondents in each month.



Month	Home Health	LTACH/IRF	SNF
February	17%	39%	52%
March	43%	43%	49%
April	31%	51%	52%
May	36%	40%	53%
June	0%	43%	47%
July	12%	38%	43%
August	20%	33%	48%
September	21%	42%	43%
October	28%	33%	44%
November	18%	30%	42%
December	14%	37%	44%
January	11%	38%	42%

% Change	Home Health	LTACH/IRF	SNF
	7%	-8%	4%

Note: The figures in the two charts above are from a cohort of respondents that includes extrapolated data for non-respondents who have submitted a response within the last three months. If a respondent did not submit data for the most recent month, we include extrapolated data that takes the average number of patients awaiting discharge (for each sub-type) for the prior three months. Because of this, figures shown here may not match those shown in other sections of the report.

If you have any questions about the survey report, please contact MHA's Chief Data Officer Anu Puri at (781) 262-6049 or apuri@mhalink.org. If you have any questions about post-acute care transitions in general, please contact MHA's Director of Virtual Care & Clinical Affairs Adam Delmolino at (781) 262-6030 or adelmolino@mhalink.org.

MHA Throughput Survey Report: Patients Awaiting Discharge to Post-Acute Care and Discharge Challenges

Based on Responses to MHA's January 2024 Throughput Survey

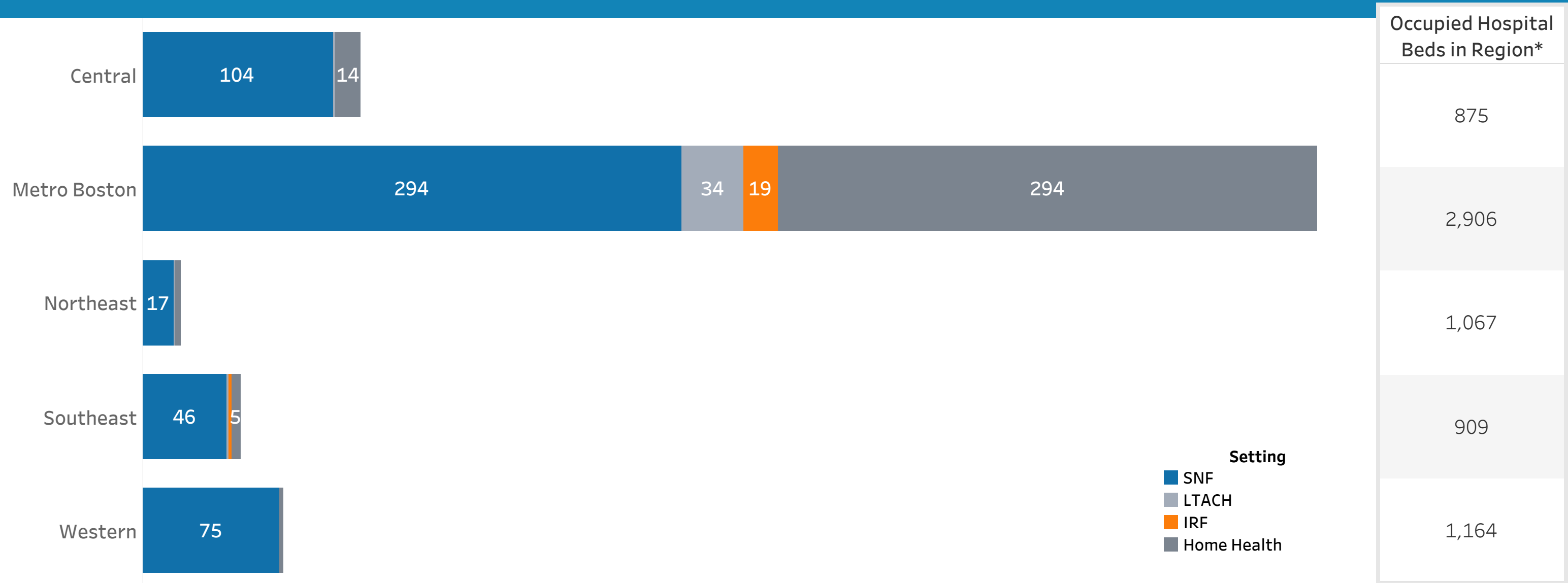
Respondent Information

	Statewide	Acute	Post-Acute	Central	Metro Boston	Northeast	Southeast	Western
Number of Hospitals	40	35	5	5	18	2	7	8
Percent of Staffed Inpatient Beds Represented by Respondents	63%	64%	58%	53%	57%	72%	52%	75%

Patients Awaiting Discharge to the Listed Post-Acute Settings - Statewide

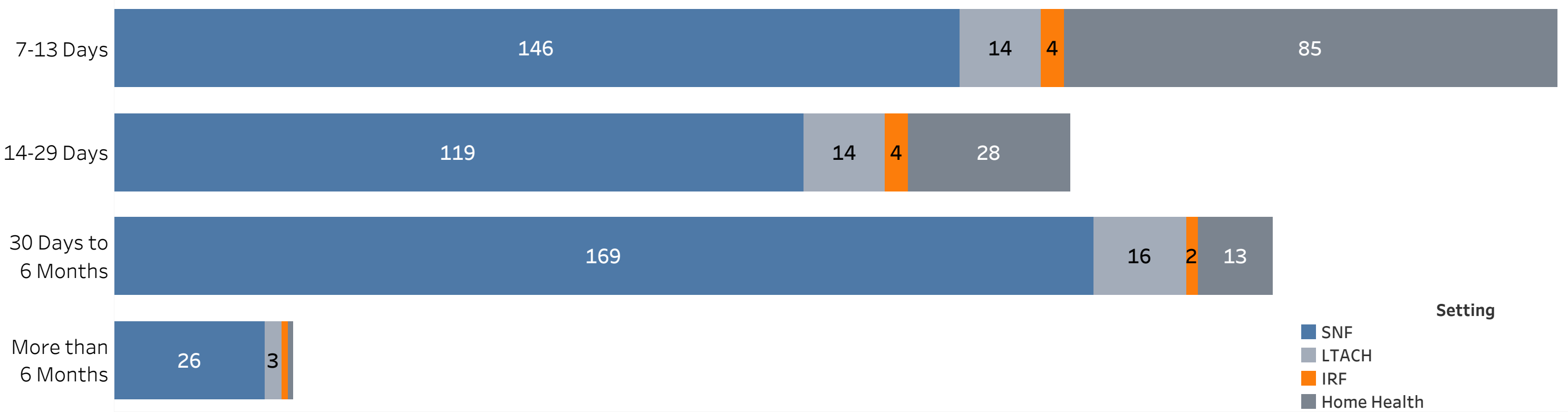


Patients Awaiting Discharge to the Listed Post-Acute Settings - Regional Breakdown

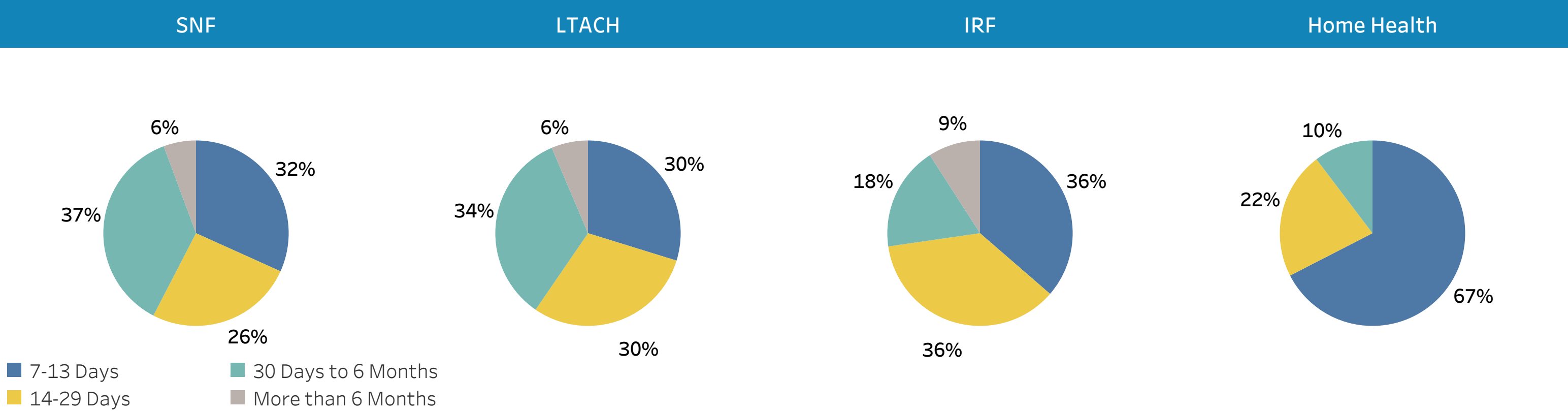


*The number of occupied hospital beds in region **ONLY** includes acute hospital respondents. Numbers smaller than 4 are not displayed.

Length of Time of Patients Awaiting Discharge to the Listed Post-Acute Setting



Percentage Distribution of Patients Awaiting Discharge to the Listed Post-Acute Settings



Please note that the percentages in the charts above may not add to 100% due to rounding. Additionally, survey respondents may not have answered every question. The charts and tables in this report are based on the number of responses to each specific question.

MHA Throughput Survey Report: Patients Awaiting Discharge to Post-Acute Care and Discharge Challenges

Based on Responses to MHA's January 2024 Throughput Survey

Bed Type Needs for Patients Awaiting Discharge to SNFs

Bed Requirement/Care Need	Central	Metro Boston	Northeast	Southeast	Western	Statewide
Short-Term Rehabilitation Beds	18	163	9	5	16	211
Long-Term Care Beds	78	102	8	35	57	280
Dementia	27	53	2	33	22	137
Alzheimer's/Dementia in Locked Unit	24	22	3	24	16	89
Geri-Psych Bed	19	23	2	25	13	82
Alcohol Use Disorder/Substance Use Disorder Bed	5	17	3	1	5	31
Tracheostomy and Percutaneous Endoscopy Gastronomy	13	35	2	0	1	51
Methadone Coordination	4	10	3	0	4	21
Bariatric Concerns	1	5	0	1	2	9

Special Requirements for Patients Awaiting Discharge to the Listed Post-Acute Settings

	Home Health	SNF	IRF	LTACH
1-to-1 Supervision	57	110	4	4
Discharging Out of State	47	25	0	2
Vaccination Barriers	0	0	0	0

Additional Details on Patients Awaiting Discharge

Number of Delayed Discharges due to Non-Availability of Transportation	Longest Waiting Period for Patient Awaiting Discharge due to Non-Availability of Transportation	Number of Delayed Discharges due to Lack of Reimbursement for Outpatient Hemodialysis
23	30 Days	5

Range of wait time for patients awaiting discharge due to non-availability of transportation: 3 hours to 30 days

Insurance Provider for Patients Awaiting Discharge to SNFs

Medicare Non-Managed 33%	MassHealth 20%	Private Insurer 7%	
		MassHealth Limited 3%	Other State 2%
Medicare Advantage 22%	Dual Eligible 9%	MHPE 1%	
		Other 1%	
		Self-Pay 1%	MHFA 0.2%

MHFA - MassHealth Family Assistance; MHPE - MassHealth Presumptive Eligibility

Challenges for Patients Awaiting Long Term Care Beds in Skilled Nursing Facilities

	Central	Metro Boston	Northeast	Southeast	Western	Acute	Post-Acute	Statewide
Traumatic Brain Injury	2	11	1	1	4	13	6	19
Acquired Brain Injury	0	11	1	0	4	12	4	16
Outpatient Hemodialysis (HD)	4	12	1	0	2	17	2	19
Tracheostomy (Trache)	7	11	0	0	2	15	5	20
Trache and HD	3	1	0	0	0	4	0	4
Percutaneous Endoscopy Gastronomy (PEG)	7	12	1	0	0	11	9	20
Trache and PEG	13	11	0	0	1	22	3	25
Dementia Care Diagnosis	26	34	2	30	22	114	0	114
Behavioral Health Diagnosis	20	25	2	3	4	48	6	54
Other Neurocognitive Challenges	3	4	0	1	1	6	3	9
Awaiting Guardianship/Conservatorship	18	28	3	8	10	67	0	67
Awaiting Expansion of Guardianship	4	8	0	4	1	17	0	17
No Identifiable Guardian/Conservator	5	16	0	4	4	29	0	29

Patients Awaiting Long-Term Care Beds in Skilled Nursing Facilities with Pending MassHealth Long-Term Care Applications

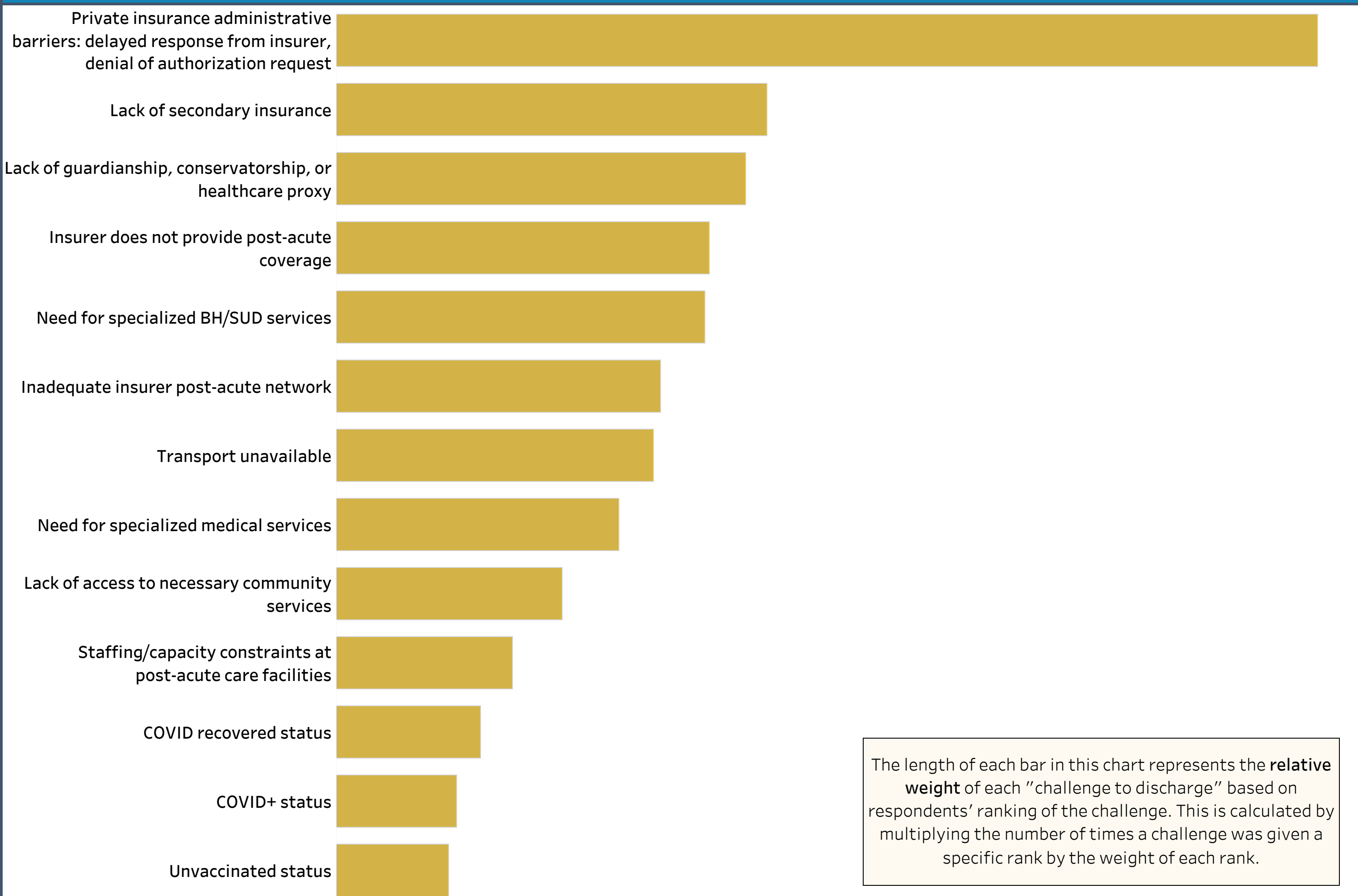
	Central	Metro Boston	Northeast	Southeast	Western	Statewide
Patients Awaiting MassHealth LTC Application Approval	19	15	0	18	3	55
Patients Awaiting MassHealth LTC Application Completion	12	41	5	22	7	87

Please note that survey respondents may not have answered every question. The charts and tables in this report are based on the number of responses to each specific question.

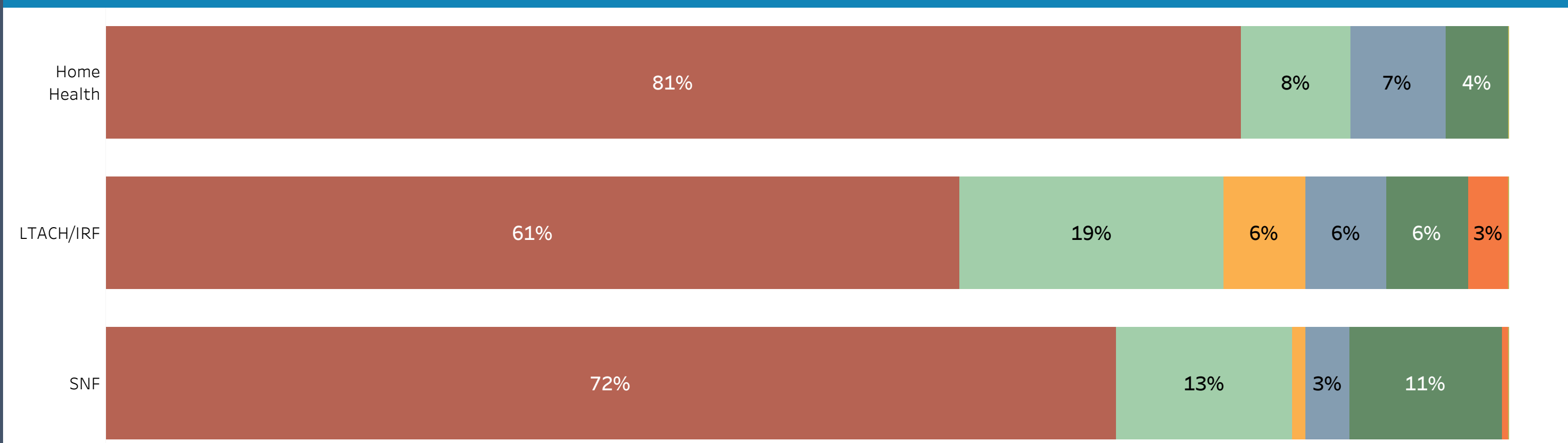
MHA Throughput Survey Report: Patients Awaiting Discharge to Post-Acute Care and Discharge Challenges

Based on Responses to MHA's January 2024 Throughput Survey

Challenges to Discharging Patients to SNFs and IRF/LTCHs by Relative Ranking



Race and Ethnicity of Patients Awaiting Discharge to the Listed Post-Acute Settings



Race/Ethnicity
 White, Black/African-American, Hispanic/Latino, Asian, American Indian/Alaska Native, Other, Unknown/Not Specified, Native Hawaiian or Other Pacific Isl.

Please note that survey respondents may not have answered every question. The charts and tables in this report are based on the number of responses to each specific question.

Emergency Shelter Services

	Central	Metro Boston	Northeast	Southeast	Western	Statewide
The number of individuals who have presented in hospital emergency departments who are seeking emergency shelter services and do not require medical care:	4	28	0	12	20	64

State Hospital Questions

Total number of patients awaiting discharge that are awaiting placement for a bed in a DPH state hospital	40
What is the maximum length of time in days that a patient at your facility has waited for a bed in a DPH hospital in the previous month?	440 days
Total number of patients awaiting discharge that are awaiting placement for a continuing care bed in a DMH state hospital	18
What is the maximum length of time in days that a patient at your facility has waited for a DMH continuing care bed in a state hospital in the previous month?	1,303 days